



# Sri Devaraj Urs College of Nursing

(A unit of Sri Devaraj Urs Educational Trust)

Post Box No. 7, Tamaka, Kolar-563 103, Karnataka.

(Affiliated to RGUHS, Bangalore and Recognized by KNC, Bangalore & INC, New Delhi)

ISO 9001: 2015 Certified & NAAC Accredited

Phone: 9480880802

E-mail: [sduconson@yahoo.com](mailto:sduconson@yahoo.com),

Website: [sducon.ac.in](http://sducon.ac.in)

## LIST OF CLINICAL SKILL MODELS

### Department of Paediatric Nursing

| Sl. no | Name of the Model                 | Learning Objectives (at the end of the session the student/learner should be able to :)   | Logistics   | Assessment   |
|--------|-----------------------------------|---|---|--|
| 1      | CPR                               | <ul style="list-style-type: none"><li>➤ Initiate CPR</li><li>➤ To give effective breaths and compressions</li></ul>   | CPR manikin with accessories  | Practical Demonstration of the steps CPR                         |
| 2      | I.V cannulation<br>I.V injections | <ul style="list-style-type: none"><li>• To demonstrate steps in intravenous access</li><li>• To secure IV cannula</li><li>• Understand the concepts of IV cannulation &amp; Injection.</li><li>• Perform the IV cannulation &amp; Injection procedure</li></ul> | 1. Advanced Nursing Baby manikin with all necessary accessories.<br>2. IV cannula,<br>3. IV infusion sets | Practical demonstration of venipuncture and fixing of IV cannula |
| 3      | Oxygen administration             | <ul style="list-style-type: none"><li>• Assess the need for oxygen administration</li><li>• Check the order for rate of flow</li><li>• Perform the oxygen administration procedure by placing child in comfortable position</li></ul>                           | Child manikin with all accessories  | Practical demonstration of administration of oxygen              |
| 4      | Oral medications                  | <ul style="list-style-type: none"><li>• Identify the child</li><li>• Check and calculate the dose advised and available</li><li>• Prepare the medication for administration</li><li>• Perform the procedure</li></ul>   | Child manikin with all accessories  | Practical demonstration of administration of oral medications    |
| 5      | Ostomy care                       | <ul style="list-style-type: none"><li>• Identify the child with colostomy</li><li>• Collect all the necessary materials</li><li>• Comfort the child</li><li>• Demonstrate the procedure</li></ul>   | Child manikin with all accessories  | Practical demonstration of colostomy care                        |
| 7      | Suture removal                    | <ul style="list-style-type: none"><li>• Enumerate the different types of sutures</li><li>• Understand the principles of suture removal</li><li>• Perform steps of suture removal</li></ul>  | Child manikin with all accessories  | Practical demonstration of suture removal                        |
| 8.     | Child Patient Care Manikin        | <ul style="list-style-type: none"><li>• To learn Ostomy Care</li><li>• Demonstrate Catheterization and</li></ul>  | Child Patient Care Manikin  | Ostomy care, Catheterization and                                 |

ADAR 3  
Gayathri  
IQAC

Sri Devaraj Urs College of Nursing  
Tamaka, Kolar-563101.

  
Principal

Sri Devaraj Urs College of Nursing  
Tamaka, Kolar-563103



# Sri Devaraj Urs College of Nursing

(A unit of Sri Devaraj Urs Educational Trust)

Post Box No. 7, Tamaka, Kolar-563 103, Karnataka.

(Affiliated to RGUHS, Bangalore and Recognized by KNC, Bangalore & INC, New Delhi)

ISO 9001: 2015 Certified & NAAC Accredited

Phone: 9480880802

E-mail: [sduconson@yahoo.com](mailto:sduconson@yahoo.com),


Website: [sducon.ac.in](http://sducon.ac.in)

|    |                             |  |                             |   |
|----|-----------------------------|--|-----------------------------|---|
|    |                             | its care   |                             | suture care   |
|    |                             | <ul style="list-style-type: none"> <li>Illustrate Suture care</li> </ul>       |                             |   |
| 9. | Sani Baby new born baby CPR | <ul style="list-style-type: none"> <li>Demonstrate CPR for new born</li> </ul> | Sani Baby new born baby CPR | Practical assessment on steps of paediatric resuscitation |

## Obstetrical and Gynaecological Department SOP for mannequins

| Name of the Model        | LEARNING OBJECTIVES<br>(At the end of the sessions the Student/learner should be able to)   | LOGISTICS  | ASSESSMENT  |
|--------------------------|---|--|---|
| Vaginal Birth Simulator  | <ul style="list-style-type: none"> <li>Show how to approach the patient in labor</li> <li>Recognize the stages of active labor Describe the fetal position</li> <li>Demonstrate fetal head delivery .</li> <li>Demonstrate cord clamping Demonstrate 3 rd stage management</li> </ul> | <ul style="list-style-type: none"> <li>Birthing torso</li> <li>Male newborn Placenta</li> <li>Umbilical cords</li> </ul>   | <ul style="list-style-type: none"> <li>Vaginal delivery</li> <li>Caesarean section delivery</li> <li>Intrauterine manipulation</li> <li>Prolapse of umbilical cord</li> <li>Normal delivery of umbilical cord and placenta</li> <li>Vaginal speculum examination</li> </ul> |
| Gynaecological Simulator | <ul style="list-style-type: none"> <li>Demonstrate competence in assessing gynaecological</li> <li>to perform bi-manual examination, pap smear and vaginal swab.</li> </ul>   | <ul style="list-style-type: none"> <li>Birthing torso</li> </ul>   | <ul style="list-style-type: none"> <li>Bi-manual pelvic examination.</li> <li>Visual recognition of normal and abnormal cervixes</li> </ul>   |
| Susie OB Simulator       | <ul style="list-style-type: none"> <li>Demonstrate the progress of process of normal labor through simulator.</li> </ul>  | <ul style="list-style-type: none"> <li>Padded abdomen cover</li> <li>03 Dilating cervixes</li> <li>03 Vulval inserts</li> <li>02 placentas</li> <li>03 umbilical cords</li> <li>02 umbilical clamps</li> </ul> | <ul style="list-style-type: none"> <li>Vaginal delivery</li> <li>Post partum haemorrhage</li> </ul>   |
| Birth Stage Dilator      | <ul style="list-style-type: none"> <li>Demonstrate the consistency of cervix</li> <li>Estimate the average dilatation of the cervix.</li> </ul>   | <ul style="list-style-type: none"> <li>06 Birth stage inserts</li> </ul>   | <ul style="list-style-type: none"> <li>Cervical dilatation</li> </ul>   |
| Episiotomy               | <ul style="list-style-type: none"> <li>Perform an episiotomy &amp; systematic closure in</li> </ul>   | <ul style="list-style-type: none"> <li>Episiotomy model with necessary</li> </ul>  | <ul style="list-style-type: none"> <li>Practical demonstration to</li> </ul>  |

AQAR-3 IQAI  
Sri Devaraj Urs College of Nursing  
Tamaka, Kolar-563101.

  
Principal  
Sri Devaraj Urs College of Nursing  
Tamaka, Kolar-563103





## Sri Devaraj Urs College of Nursing

(A unit of Sri Devaraj Urs Educational Trust)

Post Box No. 7, Tamaka, Kolar-563 103, Karnataka.

(Affiliated to RGUHS, Bangalore and Recognized by KNC, Bangalore & INC, New Delhi)

ISO 9001: 2015 Certified & NAAC Accredited

Phone: 9480880802

E-mail: [sduconson@yahoo.com](mailto:sduconson@yahoo.com),

Website: [sducon.ac.in](http://sducon.ac.in)

|                             | layers  | instruments   | perform episiotomy & suturing   |
|-----------------------------|---|---|---|
| PPIUCD                      | <ul style="list-style-type: none"> <li>Demonstrate IUCD insertion</li> </ul>  | <ul style="list-style-type: none"> <li>PPIUCD insertion</li> </ul>            | <ul style="list-style-type: none"> <li>Assessment of practical PPIUCD insertion</li> </ul>                        |
| Multipurpose Uterus Trainer | <ul style="list-style-type: none"> <li>Demonstrate cervical dilatation</li> <li>Demonstrate antenatal assessment</li> </ul> | <ul style="list-style-type: none"> <li>Multipurpose Uterus Trainer</li> </ul> | <ul style="list-style-type: none"> <li>Practical assessment of antenatal and check cervical dilatation</li> </ul> |
| Postnatal uterus            | <ul style="list-style-type: none"> <li>Demonstrate postnatal examination</li> </ul>   | <ul style="list-style-type: none"> <li>Postnatal uterus</li> </ul>            | <ul style="list-style-type: none"> <li>Practical assessment of antenatal</li> </ul>                               |

### Nursing Foundation

| Name of the Model        | LEARNING OBJECTIVES (At the end of the session the students/learner should be able to)  | LOGISTICS   | ASSESSMENT   |
|--------------------------|---|---|--|
| CPR                      | <ul style="list-style-type: none"> <li>Identifies the components of cardiopulmonary resuscitation (CPR)</li> <li>To perform each step in sequence of survival and how it relates to the emergency medical services</li> <li>To identify the technique of external chest compressions on an adult that are hard, fast, and minimally interrupted</li> <li>Perform steps of adult one- and two-rescuer CPR.</li> </ul>            | <ul style="list-style-type: none"> <li>Exhaled Air Resuscitation Masks.</li> <li>Pair of Gloves.</li> <li>Ambu Bag.</li> <li>CPR Manikin</li> </ul>   | <ul style="list-style-type: none"> <li>Practical Demonstration and return demonstration on CPR</li> </ul>    |
| Nasogastric feeding      | <ul style="list-style-type: none"> <li>Identifies the various articles required for NG tube feeding.</li> <li>To identify the different types of NG tubes.</li> <li>To identify the importance of tube feeding and maintenance and managing the complications</li> <li>Perform the technique of nasogastric tube insertion &amp; removal.</li> <li>Understands the technique of irrigating and inserting of NG tube.</li> </ul> | <ul style="list-style-type: none"> <li>Ryles tube (8-12 Fr)</li> <li>Lubricant jelly</li> <li>Adhesive Plaster or scissor.</li> <li>Stethoscope</li> <li>Syringe 20cc and 50cc</li> <li>Ounce glass</li> <li>Bowl with water</li> <li>Kidney tray</li> <li>Feeds and water</li> </ul> | <ul style="list-style-type: none"> <li>Return demonstration of Nasogastric feeding</li> </ul>                |
| Urethral catheterization | <ul style="list-style-type: none"> <li>Understands the indications and contraindications of catheterization.</li> <li>Identifies the appropriate catheter size &amp; type.</li> </ul>   | <ul style="list-style-type: none"> <li>Dressing trolley</li> <li>Catheterisation sterile pack</li> <li>Sterile gloves</li> <li>Appropriate</li> </ul>   | <ul style="list-style-type: none"> <li>Practical return demonstration of urethral catheterization</li> </ul> |

ADAR-3 *GAYATHI*  
Sri Devaraj Urs College of Nursing  
Tamaka, Kolar-563101.

*Principal*  
Sri Devaraj Urs College of Nursing  
Tamaka, Kolar-563103



## Sri Devaraj Urs College of Nursing

(A unit of Sri Devaraj Urs Educational Trust)

Post Box No. 7, Tamaka, Kolar-563 103, Karnataka.

(Affiliated to RGUHS, Bangalore and Recognized by KNC, Bangalore & INC, New Delhi

ISO 9001: 2015 Certified & NAAC Accredited

Phone: 9480880802

E-mail: [sduconson@yahoo.com](mailto:sduconson@yahoo.com),

Website: [sducon.ac.in](http://sducon.ac.in)

|                           |   |   |   |
|---------------------------|---|---|---|
|                           | <ul style="list-style-type: none"> <li>technique</li> <li>Identifies the appropriate IV cannula.</li> <li>Performs proper aseptic technique of IV cannulation</li> </ul>  |   |   |
| Critical chole Adv. Light | <ul style="list-style-type: none"> <li>Demonstrate all the basic procedures like Catheterization-male, female, bed bath, hair care, wound care, colostomy care, tracheostomy care, IV injection</li> <li>To identify various injection sites</li> </ul> | <ul style="list-style-type: none"> <li>Critical chole Adv. Light</li> </ul>   | <ul style="list-style-type: none"> <li>Practical assessment of basic procedures</li> </ul>        |
| Basic Billy               | <ul style="list-style-type: none"> <li>Demonstrate CPR procedure</li> </ul>   | <ul style="list-style-type: none"> <li>Basic Billy with mobile app</li> </ul> | <ul style="list-style-type: none"> <li>Practical assessment of CPR(Basic Life support)</li> </ul> |
| IV Injection arm          | <ul style="list-style-type: none"> <li>Demonstrate IV injection</li> </ul>  | <ul style="list-style-type: none"> <li>IV Injection arm</li> </ul>            | <ul style="list-style-type: none"> <li>Practical assessment of IV site for injection</li> </ul>   |

### SOP 'S FOR SKILL LAB

| Title of Skill station     | Learning Objectives (at the end of the session the student/learner should be able to)   | Logistics   | Assessment  |
|----------------------------|---|---|---|
| Examination of eye         | <ul style="list-style-type: none"> <li>Practices the use of ophthalmoscope, Examine the fundus &amp; identify various pathology in the eye</li> </ul>   | <ul style="list-style-type: none"> <li>Eye Examination Simulator</li> <li>Ophthalmoscope</li> </ul>                             | Practical demonstration to identify various pathology in the eye.   |
| Examination of ear         | <ul style="list-style-type: none"> <li>Use and handle an otoscope</li> <li>Examine the acoustic meatus, tympanic membrane &amp; recognize various pathologies.</li> <li>Perform ear wax &amp; foreign body removal</li> </ul> | <ul style="list-style-type: none"> <li>Ear examination Simulator</li> <li>Foreign body removal set</li> </ul>                   | <ul style="list-style-type: none"> <li>Practical demonstration to identify the various pathology of Acoustic meatus &amp; Tympanic membrane.</li> </ul> |
| Lumbar & Epidural Puncture | <ul style="list-style-type: none"> <li>Enumerate the steps in identification of intrathecal and Epidural Space</li> </ul>   | <ul style="list-style-type: none"> <li>Lumbar Spinal &amp; Epidural Simulator</li> <li>Spinal &amp; Epidural Needles</li> </ul> | <ul style="list-style-type: none"> <li>To demonstrate the technique of spinal &amp; Epidural anaesthesia</li> </ul>                                     |
| Paediatric Resuscitation   | <ul style="list-style-type: none"> <li>Initiate CPR.</li> <li>To give effective breaths &amp;</li> </ul>  | <ul style="list-style-type: none"> <li>Baby Anne Manikin</li> </ul>   | <ul style="list-style-type: none"> <li>Practical assessment of</li> </ul>   |

*ADAR3 Gayathri*

Sri Devaraj Urs College of Nursing  
Tamaka, Kolar-563101.

*Principal*

Sri Devaraj Urs College of Nursing  
Tamaka, Kolar-563101.





# Sri Devaraj Urs College of Nursing

(A unit of Sri Devaraj Urs Educational Trust)

Post Box No. 7, Tamaka, Kolar-563 103, Karnataka.

(Affiliated to RGUHS, Bangalore and Recognized by KNC, Bangalore & INC, New Delhi

ISO 9001: 2015 Certified & NAAC Accredited

Phone: 9480880802

E-mail: [sduconson@yahoo.com](mailto:sduconson@yahoo.com),

Website: [sducon.ac.in](http://sducon.ac.in)

|                   |   |  |   |
|-------------------|---|--|---|
|                   | <ul style="list-style-type: none"> <li>• Understands the risk associated with catheterization.</li> <li>• Identifies the equipment's required for catheterization.</li> <li>• Performs the safe and sterile technique of inserting and removal of an urinary catheter.</li> <li>• Identifies the different types of urinary catheter</li> </ul>                                 | <ul style="list-style-type: none"> <li>• catheter size (10fr – 12fr)</li> <li>• Xylocaine jelly , 10cc syringe</li> <li>• Sterile water for balloon</li> <li>• Mackintosh</li> <li>• Antiseptic solution</li> <li>• Tape to secure the bag</li> <li>• Gauze piece</li> <li>• Sterile urinary bag with catheter</li> </ul>  |   |
| Blood transfusion | <ul style="list-style-type: none"> <li>• Identifies various types of blood and blood products and reasons for the administration.</li> <li>• Identifies the risk of blood transfusion.</li> <li>• Understands the risk of blood transfusion reaction.</li> <li>• Performs the essential steps which is necessary in safe administration of blood and blood products.</li> </ul> | <ul style="list-style-type: none"> <li>• Blood transfusion set</li> <li>• Mackintosh and towel</li> <li>• Tourniquet</li> <li>• Cotton swabs and antiseptic solution.</li> <li>• Adhesive tape and scissors .</li> <li>• Gloves</li> <li>• Kidney tray</li> <li>• IV stand</li> <li>• Normal saline</li> <li>• Paper Bag</li> <li>• Blood or any of its components with cover received from blood bank with the name recipient.</li> </ul> | <ul style="list-style-type: none"> <li>• Practical return demonstration of blood transfusion</li> </ul> |
| IV cannulation    | <ul style="list-style-type: none"> <li>• Understands the purposes and indications for IV cannulation.</li> <li>• Familiarize with the equipment and procedure</li> <li>• Identifies the common IV fluids administered</li> <li>• Identifies common complications and reactions of IV cannulation</li> <li>• Demonstrate proper skin cleaning aseptic venipuncture</li> </ul>    | <ul style="list-style-type: none"> <li>• Sterile gloves</li> <li>• IV cannula (16/18G)</li> <li>• Tourniquet</li> <li>• Cotton swabs</li> <li>• Adhesive tape</li> <li>• Spirit</li> <li>• IV stand</li> <li>• IV tubing's</li> <li>• Kidney tray</li> <li>• Normal saline</li> <li>• Syringe</li> </ul>   | <ul style="list-style-type: none"> <li>• Practical return demonstration of IV cannulation.</li> </ul>   |

ADAR-3 *Gayatri*  
 Sri Devaraj Urs College of Nursing  
 Tamaka, Kolar-563101.

*Principal*  
 Sri Devaraj Urs College of Nursing  
 Tamaka, Kolar-563103



# Sri Devaraj Urs College of Nursing

(A unit of Sri Devaraj Urs Educational Trust)

Post Box No. 7, Tamaka, Kolar-563 103, Karnataka.

(Affiliated to RGUHS, Bangalore and Recognized by KNC, Bangalore & INC, New Delhi)

ISO 9001: 2015 Certified & NAAC Accredited

Phone: 9480880802

E-mail: [sduconson@yahoo.com](mailto:sduconson@yahoo.com),

Website: [sducon.ac.in](http://sducon.ac.in)

|  | compressions   |   | steps of paediatric Resuscitation   |
|--|--|---|---|
| Child Patient Care Manikin                 | <ul style="list-style-type: none"><li>To learn Ostomy Care</li><li>Demonstrate Catheterization and its care</li><li>Illustrate Suture care</li></ul>                             | <ul style="list-style-type: none"><li>Child Patient Care Manikin</li></ul>  | <ul style="list-style-type: none"><li>Ostomy care, Catheterization and suture care</li></ul>                          |
| Sani Baby new born baby CPR                | <ul style="list-style-type: none"><li>Demonstrate CPR for new born</li></ul>   | <ul style="list-style-type: none"><li>Sani Baby new born baby CPR</li></ul>   | <ul style="list-style-type: none"><li>Practical assessment on steps of paediatric resuscitation</li></ul>             |
| Heart & Breath Sounds                      | <ul style="list-style-type: none"><li>To identify types of Heart &amp; breath sounds</li></ul>   | <ul style="list-style-type: none"><li>Heart &amp; Breath sound Simulator</li><li>Stethoscope</li></ul>  | <ul style="list-style-type: none"><li>Practical assessment for identification of normal and abnormal sounds</li></ul> |
| Endotracheal intubation (Adult/Paediatric) | <ul style="list-style-type: none"><li>To do direct laryngoscopy &amp; identify the structures.</li><li>To do endotracheal intubation</li></ul>                                   | <ul style="list-style-type: none"><li>Advanced airway manikin.</li><li>Laryngoscope and blades</li><li>Endotracheal tubes.</li></ul>  | <ul style="list-style-type: none"><li>Practical demonstration of laryngoscopy and intubation.</li></ul>               |
| Catheterization                            | <ul style="list-style-type: none"><li>To adopt aseptic catheterization technique.</li><li>Catheter insertion &amp; withdrawal</li></ul>  | <ul style="list-style-type: none"><li>Advanced Catheterization trainer</li><li>Foley's Catheter with bag.</li></ul>   | <ul style="list-style-type: none"><li>Practical demonstration of catheterization of male &amp; Female</li></ul>       |
| Central Venous cannulation                 | <ul style="list-style-type: none"><li>To demonstrate the anatomy of internal jugular veins.</li><li>To identify IJV and puncture with needle and secure the CV cannula</li></ul> | <ul style="list-style-type: none"><li>Central venous cannulation simulator</li><li>CV cannula</li><li>CV needle</li><li>IV Fluid</li></ul>  | <ul style="list-style-type: none"><li>Practical demonstration of Central Venous cannulation.</li></ul>                |
| Episiotomy                                 | <ul style="list-style-type: none"><li>Perform an episiotomy and Systematic closure in layers.</li></ul>  | <ul style="list-style-type: none"><li>Episiotomy Model with necessary instruments</li></ul>   | <ul style="list-style-type: none"><li>Practical demonstration to perform, episiotomy &amp; suturing.</li></ul>        |
| Susie OB Simulator                         | <ul style="list-style-type: none"><li>Demonstrate the progress of process of normal labor through simulator.</li></ul>   | <ul style="list-style-type: none"><li>Padded abdomen cover</li><li>03 Dilating cervices</li><li>03 Vulval inserts</li><li>02 placentas</li><li>03 umbilical cords</li><li>02 umbilical clamps</li></ul> | <ul style="list-style-type: none"><li>Vaginal delivery</li><li>Post partum haemorrhage</li></ul>                      |
| PPIUCD                                     | <ul style="list-style-type: none"><li>Demonstrate IUCD insertion</li></ul>   | <ul style="list-style-type: none"><li>PPIUCD insertion</li></ul>  | <ul style="list-style-type: none"><li>Assessment of practical PPIUCD insertion</li></ul>                              |

AAR-3 *Gayathri*

Sri Devaraj Urs College of Nursing  
Tamaka, Kolar-563101.

*[Signature]*  
Principal

Sri Devaraj Urs College of Nursing  
Tamaka, Kolar-563103





## Sri Devaraj Urs College of Nursing

(A unit of Sri Devaraj Urs Educational Trust)

Post Box No. 7, Tamaka, Kolar-563 103, Karnataka.

(Affiliated to RGUHS, Bangalore and Recognized by KNC, Bangalore & INC, New Delhi)


ISO 9001: 2015 Certified & NAAC Accredited

Phone: 9480880802

E-mail: [sduconson@yahoo.com](mailto:sduconson@yahoo.com),

Website: [sducon.ac.in](http://sducon.ac.in)

|                             |  |   |   |
|-----------------------------|--|---|---|
| Multipurpose Uterus Trainer | <ul style="list-style-type: none"><li>• Demonstrate cervical dilatation</li><li>• Demonstrate antenatal assessment</li></ul>   | <ul style="list-style-type: none"><li>• Multipurpose Uterus Trainer</li></ul> | <ul style="list-style-type: none"><li>• Practical assessment of antenatal and check cervical dilatation</li></ul> |
| Postnatal uterus            | <ul style="list-style-type: none"><li>• Demonstrate postnatal examination</li></ul>  | <ul style="list-style-type: none"><li>• Postnatal uterus</li></ul>            | <ul style="list-style-type: none"><li>• Practical assessment of antenatal</li></ul>                               |
| Critical chole Adv. Light   | <ul style="list-style-type: none"><li>• Demonstrate all the basic procedures like Catheterization-male, female, bed bath, hair care, wound care, colostomy care, tracheostomy care, IV injection</li><li>• To identify various injection sites</li></ul> | <ul style="list-style-type: none"><li>• Critical chole Adv. Light</li></ul>   | <ul style="list-style-type: none"><li>• Practical assessment of basic procedures</li></ul>                        |
| Basic Billy                 | <ul style="list-style-type: none"><li>• Demonstrate CPR procedure</li></ul>  | <ul style="list-style-type: none"><li>• Basic Billy with mobile app</li></ul> | <ul style="list-style-type: none"><li>• Practical assessment of CPR(Basic Life support)</li></ul>                 |
| IV Injection arm            | <ul style="list-style-type: none"><li>• Demonstrate IV injection</li></ul>   | <ul style="list-style-type: none"><li>• IV Injection arm</li></ul>            | <ul style="list-style-type: none"><li>• Practical assessment of IV site for injection</li></ul>                   |

  
ISO Co-ordinator

ISO CO-ORDINATOR  
Sri Devaraj Urs College of Nursing  
Tamaka, Kolar-563103

ADAR-3 Gayathri

Sri Devaraj Urs College of Nursing  
Tamaka, Kolar-563103

  
Principal

Principal  
Sri Devaraj Urs College of Nursing  
Tamaka, Kolar-563103

  
Principal

Principal  
Sri Devaraj Urs College of Nursing  
Tamaka, Kolar-563103



# Sri Devaraj Urs College of Nursing

(A unit of Sri Devaraj Urs Educational Trust)

Post Box No. 7, Tamaka, Kolar-563 103, Karnataka.

(Affiliated to RGUHS, Bangalore and Recognized by KNC, Bangalore & INC, New Delhi

ISO 9001: 2015 Certified & NAAC Accredited

Phone: 9480880802

E-mail: [sduconson@yahoo.com](mailto:sduconson@yahoo.com),

Website: [sducon.ac.in](http://sducon.ac.in)

## EMERGENCY NURSING LIFE SUPPORT

| Name of the Model       | LEARNING OBJECTIVES (At the end of the session the students/learner should be able to)  | LOGISTICS  | ASSESSMENT  |
|-------------------------|---|--|---|
| CPR                     | <ul style="list-style-type: none"><li>Identifies the components of cardiopulmonary resuscitation (CPR)</li><li>To perform each step in sequence of survival and how it relates to the emergency medical services</li><li>To identify the technique of external chest compressions on an adult that are hard, fast, and minimally interrupted</li><li>Perform steps of adult one- and two-rescuer CPR.</li></ul> | <ul style="list-style-type: none"><li>Exhaled Air Resuscitation Masks.</li><li>Pair of Gloves.</li><li>Ambu Bag.</li><li>CPR Manikin</li></ul> | Practical Demonstration and return demonstration on CPR   |
| Chocking                | <ul style="list-style-type: none"><li>Identify the components of foreign body stuck in the throat</li><li>To perform each step-in sequence of survival how it relates to the emergency medical services.</li><li>To identify the techniques of holding chest to remove foreign body removal</li></ul>   | -  | Practical Demonstration and return demonstration on removal of foreign body removal   |
| Airway                  | <ul style="list-style-type: none"><li>Identify the components of airway.</li><li>To perform each step-in sequence of survival how it relates to the emergency medical services.</li><li>To identify the techniques of holding the airway and intubation</li></ul>   | -  | <ul style="list-style-type: none"><li>Practical return demonstration of intubation and extubation</li></ul>   |
| Vaginal Birth Simulator | <ul style="list-style-type: none"><li>Show how to approach the patient in labor</li><li>Recognize the stages of active labor Describe the fetal position</li><li>Demonstrate</li></ul>  | <ul style="list-style-type: none"><li>Birthing torso</li><li>Male newborn</li><li>Placenta</li><li>Umbilical cords</li></ul>                   | <ul style="list-style-type: none"><li>Vaginal delivery</li><li>Caesarean section delivery</li><li>Intrauterine manipulation</li><li>Prolapse of</li></ul> |

ADAR3 Gayathri  
BQAC

Sri Devaraj Urs College of Nursing  
Tamaka, Kolar-563101.

Principal

Sri Devaraj Urs College of Nursing  
Tamaka, Kolar-563103





# Sri Devaraj Urs College of Nursing

(A unit of Sri Devaraj Urs Educational Trust)

Post Box No. 7, Tamaka, Kolar-563 103, Karnataka.

(Affiliated to RGUHS, Bangalore and Recognized by KNC, Bangalore & INC, New Delhi)


ISO 9001: 2015 Certified & NAAC Accredited

Phone: 9480880802


E-mail: [sduconson@yahoo.com](mailto:sduconson@yahoo.com),


Website: [sducon.ac.in](http://sducon.ac.in)

|                                   |   |  |  |
|-----------------------------------|---|--|--|
|                                   | <ul style="list-style-type: none"><li>fetal head delivery . Demonstrate cord clamping Demonstrate 3 rd stage management</li></ul> |  | <ul style="list-style-type: none"><li>umbilical cord</li><li>Normal delivery of umbilical cord and placenta</li><li>Vaginal speculum examination</li></ul> |
| Susie Simulator (Male and female) | <ul style="list-style-type: none"><li>To demonstrate all the basic nursing procedure.</li></ul>                                   |  | <ul style="list-style-type: none"><li>Practical return demonstration of all the nursing procedure</li></ul>  |

  
ISO Co-ordinator

ISO CO-ORDINATOR  
Sri Devaraj Urs College of Nursing  
Tamaka, Kolar-563103

ADAR-3   
Sri Devaraj Urs College of Nursing  
Tamaka, Kolar-563101.

  
Principal  
Sri Devaraj Urs College of Nursing  
Tamaka, Kolar-563103

  
Principal  
Sri Devaraj Urs College of Nursing  
Tamaka, Kolar-563103